

**CITY OF MOUNTLAKE TERRACE**

**ORDINANCE NO. 2828**

**AN ORDINANCE OF THE CITY OF MOUNTLAKE TERRACE,  
WASHINGTON ADOPTING AN AMENDMENT TO THE  
2023-2024 BIENNIAL BUDGET; PROVIDING FOR SEVERABILITY;  
AND ESTABLISHING AN EFFECTIVE DATE**

**WHEREAS**, on December 5, 2022, the City adopted the 2023-2024 biennial budget by Ordinance No. 2818 and on February 21, 2023 amended the budget by Ordinance No. 2824 and on March 20, 2023 amended the budget by Ordinance No. 2825; and

**WHEREAS**, City Council and staff has determined one-time costs to be funded with ARPA grant revenue in 2023-2024; and

**WHEREAS**, the 2023-2024 Biennial Budget need to be amended for the additional revenue and expenditure authority for the Volunteers of America Utility Billing Program and Navigation Center Capital Contribution.

**NOW, THEREFORE, THE CITY COUNCIL OF THE CITY OF MOUNTLAKE TERRACE DOES HEREBY ORDAIN AS FOLLOWS:**

**Section 1. Adoption of Modifications to the 2023-2024 Biennial Budget.** Ordinance No. 2825 for the budget for the 2023-2024 biennium is hereby modified and amended as shown in Exhibits A-4 and B-4 which are attached hereto and incorporated herein by this reference.

**Section 2. 2023 Budget Revisions.** The 2023 Budget is amended in the following amounts and in the following manner in Exhibit C-1.


**Section 3. 2024 Budget Revisions.** The 2024 Budget is amended in the following amounts and in the following manner as shown in Exhibit C-2.

**Section 4. Transmittal of Ordinance.** The City Clerk is hereby directed to transmit the Budget Modification to the Auditor of the State of Washington, Division of Municipal Corporation, and to the Association of Washington Cities.


**Section 5. Severability.** If any section, subsection, paragraph, sentence, clause or phrase of this ordinance is declared unconstitutional or invalid for any reason, such invalidity shall not affect the validity or effectiveness of the remaining portions of this ordinance.

**Section 6. Publication and Effective Date.** This Ordinance, or a summary thereof consisting of the title, shall be published in the official newspaper of the City, and shall take effect and be in full force five (5) days after the date of publication.


PASSED by the City Council of the City of Mountlake Terrace this 17<sup>th</sup> day of July, 2023, and signed in authentication of its passage this 17<sup>th</sup> day of July, 2023.

  
Mayor Kyoko Matsumoto Wright

ATTEST:

  
City Clerk

APPROVED AS TO FORM:

  
Hillary Evans, City Attorney

## Exhibit A-1 (Ord. 2818)

2023 BUDGET SUMMARY BY FUND						
FUND	BEGINNING FUND BALANCE	REVENUES & OTHER SOURCES	TOTAL BEGINNING FUND BALANCE & REVENUES & OTHER SOURCES	EXPENDITURES & OTHER USES	ENDING FUND BALANCE	TOTAL EXPENDITURES & ENDING FUND BALANCE
<b>GENERAL GOVERNMENT FUNDS</b>						
General Fund	\$ 8,648,607	\$ 25,761,755	\$ 34,410,362	\$ 25,939,258	\$ 8,471,104	\$ 34,410,362
Street Operating Fund	484,985	1,295,338	1,780,323	1,337,709	442,614	1,780,323
Recreation Fund	2,860	3,264,700	3,267,560	3,231,349	36,211	3,267,560
American Rescue Plan Act Fund	-	4,686,885	4,686,885	-	4,686,885	4,686,885
Housing Needs Fund	137,799	689	138,488	22,300	116,188	138,488
Debt Service Fund	34,283	827,161	861,444	712,175	149,269	861,444
Strategic Reserve Fund	858,099	8,581	866,680	-	866,680	866,680
Fleet Management Fund	2,556,593	1,499,928	4,056,521	1,378,009	2,678,512	4,056,521
Hotel/Motel Tax Fund	89,958	23,120	113,078	18,685	94,393	113,078
Solid Waste Service Fund	120,337	49,000	169,337	49,028	120,309	169,337
Accumulated Leave Reserve Fund	57,833	578	58,411	-	58,411	58,411
<b>Total General Governmental Funds</b>	<b>\$ 12,991,354</b>	<b>\$ 37,417,735</b>	<b>\$ 50,409,089</b>	<b>\$ 32,688,513</b>	<b>\$ 17,720,576</b>	<b>\$ 50,409,089</b>
<b>UTILITY FUNDS</b>						
Storm Water Utility Fund	3,347,027	4,981,320	8,328,347	4,320,792	4,007,555	8,328,347
Sewer Utility Fund	5,095,577	7,267,825	12,363,402	9,199,730	3,163,672	12,363,402
Water Utility Fund	7,966,575	13,585,958	21,552,533	15,579,857	5,972,676	21,552,533
<b>Total Utility Funds</b>	<b>\$ 16,409,179</b>	<b>\$ 25,835,103</b>	<b>\$ 42,244,282</b>	<b>\$ 29,100,379</b>	<b>\$ 13,143,903</b>	<b>\$ 42,244,282</b>
<b>CAPITAL FUNDS</b>						
Real Estate Excise Tax Fund	5,867,145	1,478,390	7,345,535	5,315,000	2,030,535	7,345,535
Street Construction Fund	3,188,875	15,260,388	18,449,263	15,621,796	2,827,467	18,449,263
Capital Improvement Fund	824,517	8,457,229	9,281,746	8,281,539	1,000,207	9,281,746
<b>Total Capital Funds</b>	<b>\$ 9,880,538</b>	<b>\$ 25,196,007</b>	<b>\$ 35,076,545</b>	<b>\$ 29,218,335</b>	<b>\$ 5,858,210</b>	<b>\$ 35,076,545</b>
<b>TOTAL 2023 BUDGET</b>	<b>\$ 39,281,071</b>	<b>\$ 88,448,845</b>	<b>\$ 127,729,916</b>	<b>\$ 91,007,227</b>	<b>\$ 36,722,689</b>	<b>\$ 127,729,916</b>

## Exhibit A-2 (Ord. 2824)

2023 BUDGET SUMMARY BY FUND						
FUND	BEGINNING FUND BALANCE	REVENUES & OTHER SOURCES	TOTAL BEGINNING FUND BALANCE & REVENUES & OTHER SOURCES	EXPENDITURES & OTHER USES	ENDING FUND BALANCE	TOTAL EXPENDITURES & ENDING FUND BALANCE
<b>GENERAL GOVERNMENT FUNDS</b>						
General Fund	\$ 8,648,607	\$ 25,877,265	\$ 34,525,862	\$ 26,033,822	\$ 8,492,040	\$ 34,525,862
Street Operating Fund	484,985	1,295,338	1,780,323	1,337,709	442,614	1,780,323
Recreation Fund	2,860	3,264,700	3,267,560	3,231,349	36,211	3,267,560
American Rescue Plan Act Fund	-	4,686,885	4,686,885	-	4,686,885	4,686,885
Housing Needs Fund	137,799	689	138,488	22,300	116,188	138,488
Debt Service Fund	34,283	827,161	861,444	245,700	615,744	861,444
Strategic Reserve Fund	858,099	8,581	866,680	-	866,680	866,680
Fleet Management Fund	2,556,593	1,499,928	4,056,521	1,378,009	2,678,512	4,056,521
Hotel/Motel Tax Fund	89,958	23,120	113,078	18,685	94,393	113,078
Solid Waste Service Fund	120,337	49,000	169,337	49,028	120,309	169,337
Accumulated Leave Reserve Fund	57,833	578	58,411	-	58,411	58,411
<b>Total General Governmental Funds:</b>	<b>\$ 12,991,364</b>	<b>\$ 37,533,235</b>	<b>\$ 50,524,589</b>	<b>\$ 32,316,602</b>	<b>\$ 18,207,987</b>	<b>\$ 50,524,589</b>
<b>UTILITY FUNDS</b>						
Storm Water Utility Fund	3,347,027	4,981,320	8,328,347	4,320,792	4,007,555	8,328,347
Sewer Utility Fund	5,095,577	7,267,825	12,363,402	9,199,730	3,163,672	12,363,402
Water Utility Fund	7,966,575	13,585,958	21,552,533	15,579,857	5,972,676	21,552,533
<b>Total Utility Funds:</b>	<b>\$ 16,409,179</b>	<b>\$ 25,835,103</b>	<b>\$ 42,244,282</b>	<b>\$ 29,100,379</b>	<b>\$ 13,143,903</b>	<b>\$ 42,244,282</b>
<b>CAPITAL FUNDS</b>						
Real Estate Excise Tax Fund	5,867,145	1,478,390	7,345,535	5,315,000	2,030,535	7,345,535
Street Construction Fund	3,188,875	15,260,388	18,449,263	15,621,796	2,827,467	18,449,263
Capital Improvement Fund	824,517	8,457,229	9,281,746	8,281,539	1,000,207	9,281,746
<b>Total Capital Funds:</b>	<b>\$ 9,880,538</b>	<b>\$ 25,196,007</b>	<b>\$ 35,076,545</b>	<b>\$ 29,218,335</b>	<b>\$ 5,858,210</b>	<b>\$ 35,076,545</b>
<b>TOTAL 2023 BUDGET</b>	<b>\$ 39,281,071</b>	<b>\$ 88,564,345</b>	<b>\$ 127,845,416</b>	<b>\$ 90,635,316</b>	<b>\$ 37,210,100</b>	<b>\$ 127,845,416</b>

## Exhibit A-3 (Ord. 2825)

2023 BUDGET SUMMARY BY FUND						
FUND	BEGINNING FUND BALANCE	REVENUES & OTHER SOURCES	TOTAL BEGINNING FUND BALANCE & REVENUES & OTHER SOURCES	EXPENDITURES & OTHER USES	ENDING FUND BALANCE	TOTAL EXPENDITURES & ENDING FUND BALANCE
<b>GENERAL GOVERNMENT FUNDS</b>						
General Fund	\$ 8,648,607	\$ 25,787,795	\$ 34,436,402	\$ 25,869,362	\$ 8,567,040	\$ 34,436,402
Street Operating Fund	484,985	1,295,338	1,780,323	1,337,709	442,614	1,780,323
Recreation Fund	2,860	3,264,700	3,267,560	3,231,349	36,211	3,267,560
American Rescue Plan Act Fund	-	3,997,425	3,997,425	1,465,000	2,532,425	3,997,425
Housing Needs Fund	137,799	689	138,488	22,300	116,188	138,488
Debt Service Fund	34,283	827,161	861,444	245,700	615,744	861,444
Strategic Reserve Fund	858,099	8,581	866,680	-	866,680	866,680
Fleet Management Fund	2,556,593	1,499,928	4,056,521	1,378,009	2,678,512	4,056,521
Hotel/Motel Tax Fund	89,958	23,120	113,078	18,685	94,393	113,078
Solid Waste Service Fund	120,337	49,000	169,337	49,028	120,309	169,337
Accumulated Leave Reserve Fund	57,833	578	58,411	-	58,411	58,411
<b>Total General Governmental Funds</b>	<b>\$ 12,991,354</b>	<b>\$ 36,754,315</b>	<b>\$ 49,745,669</b>	<b>\$ 33,617,142</b>	<b>\$ 16,128,527</b>	<b>\$ 49,745,669</b>
<b>UTILITY FUNDS</b>						
Storm Water Utility Fund	3,347,027	4,981,320	8,328,347	4,320,792	4,007,555	8,328,347
Sewer Utility Fund	5,095,577	7,267,825	12,363,402	9,199,730	3,163,672	12,363,402
Water Utility Fund	7,966,575	13,585,958	21,552,533	15,579,857	5,972,676	21,552,533
<b>Total Utility Funds</b>	<b>\$ 16,409,179</b>	<b>\$ 25,835,103</b>	<b>\$ 42,244,282</b>	<b>\$ 29,100,379</b>	<b>\$ 13,143,903</b>	<b>\$ 42,244,282</b>
<b>CAPITAL FUNDS</b>						
Real Estate Excise Tax Fund	5,867,145	1,478,390	7,345,535	5,315,000	2,030,535	7,345,535
Street Construction Fund	3,188,875	16,175,388	19,364,263	16,536,796	2,827,467	19,364,263
Capital Improvement Fund	824,517	9,007,229	9,831,746	8,831,539	1,000,207	9,831,746
<b>Total Capital Funds</b>	<b>\$ 9,880,538</b>	<b>\$ 26,661,007</b>	<b>\$ 36,541,545</b>	<b>\$ 30,683,335</b>	<b>\$ 5,858,210</b>	<b>\$ 36,541,545</b>
<b>TOTAL 2023 BUDGET</b>	<b>\$ 39,281,071</b>	<b>\$ 89,250,425</b>	<b>\$ 128,531,496</b>	<b>\$ 93,400,856</b>	<b>\$ 35,130,640</b>	<b>\$ 128,531,496</b>

## Exhibit A-4 (Ord. NEW)

2023 BUDGET SUMMARY BY FUND						
FUND	BEGINNING FUND BALANCE	REVENUES & OTHER SOURCES	TOTAL BEGINNING FUND BALANCE & REVENUES & OTHER SOURCES	EXPENDITURES & OTHER USES	ENDING FUND BALANCE	TOTAL EXPENDITURES & ENDING FUND BALANCE
<b>GENERAL GOVERNMENT FUNDS</b>						
General Fund	\$ 8,648,607	\$ 26,170,149	\$ 34,818,756	\$ 26,151,716	\$ 8,667,040	\$ 34,818,756
Street Operating Fund	484,985	1,295,338	1,780,323	1,337,709	442,614	1,780,323
Recreation Fund	2,860	3,264,700	3,267,560	3,231,349	36,211	3,267,560
American Rescue Plan Act Fund	-	4,279,779	4,279,779	1,715,000	2,564,779	4,279,779
Housing Needs Fund	137,799	689	138,488	22,300	116,188	138,488
Debt Service Fund	34,283	827,161	861,444	712,175	149,269	861,444
Strategic Reserve Fund	858,099	8,581	866,680	-	866,680	866,680
Fleet Management Fund	2,556,593	1,499,928	4,056,521	1,378,009	2,678,512	4,056,521
Hotel/Motel Tax Fund	89,958	23,120	113,078	18,685	94,393	113,078
Solid Waste Service Fund	120,337	49,000	169,337	49,028	120,309	169,337
Accumulated Leave Reserve Fund	57,833	578	58,411	-	58,411	58,411
<b>Total General Governmental Funds</b>	<b>\$ 12,991,354</b>	<b>\$ 37,419,023</b>	<b>\$ 50,410,377</b>	<b>\$ 34,615,971</b>	<b>\$ 15,794,406</b>	<b>\$ 50,410,377</b>
<b>UTILITY FUNDS</b>						
Storm Water Utility Fund	3,347,027	4,981,320	8,328,347	4,320,792	4,007,555	8,328,347
Sewer Utility Fund	5,095,577	7,267,825	12,363,402	9,199,730	3,163,672	12,363,402
Water Utility Fund	7,966,575	13,585,958	21,552,533	15,579,857	5,972,676	21,552,533
<b>Total Utility Funds</b>	<b>\$ 16,409,179</b>	<b>\$ 25,835,103</b>	<b>\$ 42,244,282</b>	<b>\$ 29,100,379</b>	<b>\$ 13,143,903</b>	<b>\$ 42,244,282</b>
<b>CAPITAL FUNDS</b>						
Real Estate Excise Tax Fund	5,867,145	1,478,390	7,345,535	5,315,000	2,030,535	7,345,535
Street Construction Fund	3,188,875	16,175,388	19,364,263	16,536,796	2,827,467	19,364,263
Capital Improvement Fund	824,517	9,257,229	10,081,746	9,081,539	1,000,207	10,081,746
<b>Total Capital Funds</b>	<b>\$ 9,880,538</b>	<b>\$ 26,911,007</b>	<b>\$ 36,791,545</b>	<b>\$ 30,933,335</b>	<b>\$ 5,858,210</b>	<b>\$ 36,791,545</b>
<b>TOTAL 2023 BUDGET</b>	<b>\$ 39,281,071</b>	<b>\$ 90,165,133</b>	<b>\$ 129,446,204</b>	<b>\$ 94,649,685</b>	<b>\$ 34,796,519</b>	<b>\$ 129,446,204</b>

## Exhibit B-1 (Ord. 2818)

2024 BUDGET SUMMARY BY FUND						
FUND	BEGINNING FUND BALANCE	REVENUES & OTHER SOURCES	TOTAL BEGINNING FUND BALANCE & REVENUES & OTHER SOURCES	EXPENDITURES & OTHER USES	ENDING FUND BALANCE	TOTAL EXPENDITURES & ENDING FUND BALANCE
<b>GENERAL GOVERNMENT FUNDS</b>						
General Fund	\$ 8,471,104	\$ 20,785,638	\$ 29,256,742	\$ 21,866,414	\$ 7,390,328	\$ 29,256,742
Street Operating Fund	442,614	1,289,008	1,731,622	1,348,779	382,843	1,731,622
Recreation Fund	36,211	3,358,500	3,394,711	3,369,563	25,148	3,394,711
American Rescue Plan Act Fund	4,686,885	46,869	4,733,754	-	4,733,754	4,733,754
Housing Needs Fund	116,188	581	116,769	22,300	94,469	116,769
Debt Service Fund	149,269	829,660	978,929	255,700	723,229	978,929
Strategic Reserve Fund	866,680	8,667	875,347	-	875,347	875,347
Fleet Management Fund	2,678,512	1,538,830	4,217,342	1,413,689	2,803,653	4,217,342
Hotel/Motel Tax Fund	94,393	23,386	117,779	18,872	98,907	117,779
Solid Waste Service Fund	120,309	49,000	169,309	50,499	118,810	169,309
Accumulated Leave Reserve Fund	58,411	584	58,995	-	58,995	58,995
<b>Total General Governmental Funds</b>	<b>\$ 17,720,576</b>	<b>\$ 27,930,723</b>	<b>\$ 45,651,299</b>	<b>\$ 28,345,816</b>	<b>\$ 17,305,483</b>	<b>\$ 45,651,299</b>
<b>UTILITY FUNDS</b>						
Storm Water Utility Fund	4,007,555	4,327,950	8,335,505	4,714,199	3,621,306	8,335,505
Sewer Utility Fund	3,163,672	8,003,698	11,167,370	8,382,811	2,784,559	11,167,370
Water Utility Fund	5,972,676	7,813,537	13,786,213	11,853,644	1,932,569	13,786,213
<b>Total Utility Funds</b>	<b>\$ 13,143,903</b>	<b>\$ 20,145,185</b>	<b>\$ 33,289,088</b>	<b>\$ 24,950,654</b>	<b>\$ 8,338,434</b>	<b>\$ 33,289,088</b>
<b>CAPITAL FUNDS</b>						
Real Estate Excise Tax Fund	2,030,535	1,493,174	3,523,709	1,515,000	2,008,709	3,523,709
Street Construction Fund	2,827,467	19,750,057	22,577,524	19,374,876	3,202,648	22,577,524
Capital Improvement Fund	1,000,207	2,102,862	3,103,069	2,982,426	120,643	3,103,069
<b>Total Capital Funds</b>	<b>\$ 5,858,210</b>	<b>\$ 23,346,093</b>	<b>\$ 29,204,303</b>	<b>\$ 23,872,302</b>	<b>\$ 5,332,001</b>	<b>\$ 29,204,303</b>
<b>TOTAL 2024 BUDGET</b>	<b>\$ 36,722,689</b>	<b>\$ 71,422,001</b>	<b>\$ 108,144,690</b>	<b>\$ 77,168,772</b>	<b>\$ 30,975,918</b>	<b>\$ 108,144,690</b>

## Exhibit B-2 (Ord. 2824)

2024 BUDGET SUMMARY BY FUND						
FUND	BEGINNING FUND BALANCE	REVENUES & OTHER SOURCES	TOTAL BEGINNING FUND BALANCE & REVENUES & OTHER SOURCES	EXPENDITURES & OTHER USES	ENDING FUND BALANCE	TOTAL EXPENDITURES & ENDING FUND BALANCE
<b>GENERAL GOVERNMENT FUNDS</b>						
General Fund	\$ 8,492,040	\$ 20,901,138	\$ 29,393,178	\$ 21,966,201	\$ 7,427,977	\$ 29,393,178
Street Operating Fund	442,614	1,289,008	1,731,622	1,348,779	382,843	1,731,622
Recreation Fund	36,211	3,358,500	3,394,711	3,369,563	25,148	3,394,711
American Rescue Plan Act Fund	4,686,885	46,869	4,733,754	-	4,733,754	4,733,754
Housing Needs Fund	116,188	581	116,769	22,300	94,469	116,769
Debt Service Fund	149,269	829,660	978,929	255,700	723,229	978,929
Strategic Reserve Fund	866,680	8,667	875,347	-	875,347	875,347
Fleet Management Fund	2,678,512	1,538,830	4,217,342	1,413,689	2,803,653	4,217,342
Hotel/Motel Tax Fund	94,393	23,386	117,779	18,872	98,907	117,779
Solid Waste Service Fund	120,309	49,000	169,309	50,499	118,810	169,309
Accumulated Leave Reserve Fund	58,411	584	58,995	-	58,995	58,995
<b>Total General Governmental Funds</b>	<b>\$ 17,741,512</b>	<b>\$ 28,046,223</b>	<b>\$ 45,787,735</b>	<b>\$ 28,444,603</b>	<b>\$ 17,343,132</b>	<b>\$ 45,787,735</b>
<b>UTILITY FUNDS</b>						
Storm Water Utility Fund	4,007,555	4,327,950	8,335,505	4,714,199	3,621,306	8,335,505
Sewer Utility Fund	3,163,672	8,003,698	11,167,370	8,382,811	2,784,559	11,167,370
Water Utility Fund	5,972,676	7,813,537	13,786,213	11,853,644	1,932,569	13,786,213
<b>Total Utility Funds</b>	<b>\$ 13,143,903</b>	<b>\$ 20,145,185</b>	<b>\$ 33,289,088</b>	<b>\$ 24,950,654</b>	<b>\$ 8,338,434</b>	<b>\$ 33,289,088</b>
<b>CAPITAL FUNDS</b>						
Real Estate Excise Tax Fund	2,030,535	1,493,174	3,523,709	1,515,000	2,008,709	3,523,709
Street Construction Fund	2,827,467	19,750,057	22,577,524	19,374,876	3,202,648	22,577,524
Capital Improvement Fund	1,000,207	2,102,862	3,103,069	2,982,426	120,643	3,103,069
<b>Total Capital Funds</b>	<b>\$ 5,858,210</b>	<b>\$ 23,346,093</b>	<b>\$ 29,204,303</b>	<b>\$ 23,872,302</b>	<b>\$ 5,332,001</b>	<b>\$ 29,204,303</b>
<b>TOTAL 2024 BUDGET</b>	<b>\$ 36,743,625</b>	<b>\$ 71,537,501</b>	<b>\$ 108,281,126</b>	<b>\$ 77,267,559</b>	<b>\$ 31,013,567</b>	<b>\$ 108,281,126</b>



## Exhibit B-3 (Ord. 2825)

2024 BUDGET SUMMARY BY FUND						
FUND	BEGINNING FUND BALANCE	REVENUES & OTHER SOURCES	TOTAL BEGINNING FUND BALANCE & REVENUES & OTHER SOURCES	EXPENDITURES & OTHER USES	ENDING FUND BALANCE	TOTAL EXPENDITURES & ENDING FUND BALANCE
<b>GENERAL GOVERNMENT FUNDS</b>						
General Fund	\$ 8,567,040	\$ 20,901,138	\$ 29,468,178	\$ 22,040,201	\$ 7,427,977	\$ 29,468,178
Street Operating Fund	442,614	1,289,008	1,731,622	1,348,779	382,843	1,731,622
Recreation Fund	36,211	3,358,500	3,394,711	3,369,563	25,148	3,394,711
American Rescue Plan Act Fund	2,532,425	-	2,532,425	500,000	2,032,425	2,532,425
Housing Needs Fund	116,188	581	116,769	22,300	94,469	116,769
Debt Service Fund	149,269	829,660	978,929	255,700	723,229	978,929
Strategic Reserve Fund	866,680	8,667	875,347	-	875,347	875,347
Fleet Management Fund	2,678,512	1,538,830	4,217,342	1,413,689	2,803,653	4,217,342
Hotel/Motel Tax Fund	94,393	23,386	117,779	18,872	98,907	117,779
Solid Waste Service Fund	120,309	49,000	169,309	50,499	118,810	169,309
Accumulated Leave Reserve Fund	58,411	584	58,995	-	58,995	58,995
<b>Total General Governmental Funds</b>	<b>\$ 15,662,052</b>	<b>\$ 27,999,354</b>	<b>\$ 43,661,406</b>	<b>\$ 29,019,603</b>	<b>\$ 14,641,803</b>	<b>\$ 43,661,406</b>
<b>UTILITY FUNDS</b>						
Storm Water Utility Fund	4,007,555	4,327,950	8,335,505	4,714,199	3,621,306	8,335,505
Sewer Utility Fund	3,163,672	8,003,698	11,167,370	8,382,811	2,784,559	11,167,370
Water Utility Fund	5,972,676	7,813,537	13,786,213	11,853,644	1,932,569	13,786,213
<b>Total Utility Funds</b>	<b>\$ 13,143,903</b>	<b>\$ 20,145,185</b>	<b>\$ 33,289,088</b>	<b>\$ 24,950,654</b>	<b>\$ 8,338,434</b>	<b>\$ 33,289,088</b>
<b>CAPITAL FUNDS</b>						
Real Estate Excise Tax Fund	2,030,535	1,493,174	3,523,709	1,515,000	2,008,709	3,523,709
Street Construction Fund	2,827,467	20,250,057	23,077,524	19,874,876	3,202,648	23,077,524
Capital Improvement Fund	1,000,207	2,102,862	3,103,069	2,982,426	120,643	3,103,069
<b>Total Capital Funds</b>	<b>\$ 5,858,210</b>	<b>\$ 23,846,093</b>	<b>\$ 29,704,303</b>	<b>\$ 24,372,302</b>	<b>\$ 5,332,001</b>	<b>\$ 29,704,303</b>
<b>TOTAL 2024 BUDGET</b>	<b>\$ 34,664,165</b>	<b>\$ 71,990,632</b>	<b>\$ 106,654,797</b>	<b>\$ 78,342,559</b>	<b>\$ 28,312,238</b>	<b>\$ 106,654,797</b>

## Exhibit B-4 (Ord. NEW)

2024 BUDGET SUMMARY BY FUND						
FUND	BEGINNING FUND BALANCE	REVENUES & OTHER SOURCES	TOTAL BEGINNING FUND BALANCE & REVENUES & OTHER SOURCES	EXPENDITURES & OTHER USES	ENDING FUND BALANCE	TOTAL EXPENDITURES & ENDING FUND BALANCE
<b>GENERAL GOVERNMENT FUNDS</b>						
General Fund	\$ 8,667,040	\$ 20,901,138	\$ 29,568,178	\$ 22,040,201	\$ 7,527,977	\$ 29,568,178
Street Operating Fund	442,614	1,289,008	1,731,622	1,348,779	382,843	1,731,622
Recreation Fund	36,211	3,358,500	3,394,711	3,369,563	25,148	3,394,711
American Rescue Plan Act Fund	2,564,779	-	2,564,779	500,000	2,064,779	2,564,779
Housing Needs Fund	116,188	581	116,769	22,300	94,469	116,769
Debt Service Fund	149,269	829,660	978,929	712,375	266,554	978,929
Strategic Reserve Fund	866,680	8,667	875,347	-	875,347	875,347
Fleet Management Fund	2,678,512	1,538,830	4,217,342	1,413,689	2,803,653	4,217,342
Hotel/Motel Tax Fund	94,393	23,386	117,779	18,872	98,907	117,779
Solid Waste Service Fund	120,309	49,000	169,309	50,499	118,810	169,309
Accumulated Leave Reserve Fund	58,411	584	58,995	-	58,995	58,995
<b>Total General Governmental Funds</b>	<b>\$ 15,794,406</b>	<b>\$ 27,999,354</b>	<b>\$ 43,793,760</b>	<b>\$ 29,476,278</b>	<b>\$ 14,317,482</b>	<b>\$ 43,793,760</b>
<b>UTILITY FUNDS</b>						
Storm Water Utility Fund	4,007,555	4,327,950	8,335,505	4,714,199	3,621,306	8,335,505
Sewer Utility Fund	3,163,672	8,003,698	11,167,370	8,382,811	2,784,559	11,167,370
Water Utility Fund	5,972,676	7,813,537	13,786,213	11,853,644	1,932,569	13,786,213
<b>Total Utility Funds</b>	<b>\$ 13,143,903</b>	<b>\$ 20,145,185</b>	<b>\$ 33,289,088</b>	<b>\$ 24,950,654</b>	<b>\$ 8,338,434</b>	<b>\$ 33,289,088</b>
<b>CAPITAL FUNDS</b>						
Real Estate Excise Tax Fund	2,030,535	1,493,174	3,523,709	1,515,000	2,008,709	3,523,709
Street Construction Fund	2,827,467	20,250,057	23,077,524	19,874,876	3,202,648	23,077,524
Capital Improvement Fund	1,000,207	2,102,862	3,103,069	2,982,426	120,643	3,103,069
<b>Total Capital Funds</b>	<b>\$ 5,858,210</b>	<b>\$ 23,846,093</b>	<b>\$ 29,704,303</b>	<b>\$ 24,372,302</b>	<b>\$ 5,332,001</b>	<b>\$ 29,704,303</b>
<b>TOTAL 2024 BUDGET</b>	<b>\$ 34,796,519</b>	<b>\$ 71,990,632</b>	<b>\$ 106,787,151</b>	<b>\$ 78,799,234</b>	<b>\$ 27,987,917</b>	<b>\$ 106,787,151</b>

## Exhibit C-1

	Revised 2023 Budget	Proposed Amendment	Total Revised 2023 Budget
<b>General Fund 011</b>			
Beginning Fund Balance	\$ 8,648,607	\$ -	\$ 8,648,607
Revenues			
Operating	\$ 20,379,976	\$ -	\$ 20,379,976
<b>Total Operating Revenues:</b>	<b>\$ 20,379,976</b>	<b>\$ -</b>	<b>\$ 20,379,976</b>
Other Financing Sources	\$ 35,000	\$ -	\$ 35,000
ARPA Funding (Volunteers of America payback)	\$ 5,372,819	\$ 382,354	\$ 5,755,173
<b>Total Revenues:</b>	<b>\$ 25,787,795</b>	<b>\$ 382,354</b>	<b>\$ 26,170,149</b>
<b>Total Revenues &amp; Other Sources:</b>	<b>\$ 34,436,402</b>	<b>\$ 382,354</b>	<b>\$ 34,818,756</b>
Expenses			
Operating	\$ 19,591,568	\$ -	\$ 19,591,568
Other Financing Uses	\$ 1,755,369	\$ -	\$ 1,755,369
ARPA Programs	\$ 3,997,425	\$ 282,354	\$ 4,279,779
Information Technology	\$ 75,000	\$ -	\$ 75,000
Body Cameras	\$ 250,000	\$ -	\$ 250,000
Purchase a new 800 MHz Radio System	\$ 200,000	\$ -	\$ 200,000
<b>Total Expenses:</b>	<b>\$ 25,869,362</b>	<b>\$ 282,354</b>	<b>\$ 26,151,716</b>
<b>Total Ending Fund Balance:</b>	<b>\$ 8,567,040</b>	<b>\$ 100,000</b>	<b>\$ 8,667,040</b>
<b>Total Expenditures &amp; Other Uses:</b>	<b>\$ 34,436,402</b>	<b>\$ 382,354</b>	<b>\$ 34,818,756</b>
<b>ARPA Fund 140</b>			
Beginning Fund Balance	\$ -	\$ -	\$ -
Revenues			
Transfer from General Fund	\$ 3,997,425	\$ 282,354	\$ 4,279,779
<b>Total Operating Revenues:</b>	<b>\$ 3,997,425</b>	<b>\$ 282,354</b>	<b>\$ 4,279,779</b>
Other Financing Sources	\$ -	\$ -	\$ -
<b>Total Revenues:</b>	<b>\$ 3,997,425</b>	<b>\$ 282,354</b>	<b>\$ 4,279,779</b>
<b>Total Revenues &amp; Other Sources:</b>	<b>\$ 3,997,425</b>	<b>\$ 282,354</b>	<b>\$ 4,279,779</b>
Expenses			
Other Financing Uses	\$ -	\$ -	\$ -
Transfer to Street Construction Fund	\$ 915,000	\$ -	\$ 915,000
Transfer to Capital Improvement Fund	\$ 550,000	\$ 250,000	\$ 800,000
<b>Total Expenses:</b>	<b>\$ 1,465,000</b>	<b>\$ 250,000</b>	<b>\$ 1,715,000</b>
<b>Total Ending Fund Balance:</b>	<b>\$ 2,532,425</b>	<b>\$ 32,354</b>	<b>\$ 2,564,779</b>
<b>Total Expenditures &amp; Other Uses:</b>	<b>\$ 3,997,425</b>	<b>\$ 282,354</b>	<b>\$ 4,279,779</b>

	Revised 2023 Budget	Proposed Amendment	Total Revised Budget
<b>Capital Improvement Fund 322</b>			
Beginning Fund Balance	\$ 824,517	\$ -	\$ 824,517
Revenues			
Operating	\$ 7,057,229	\$ -	\$ 7,057,229
Transfers	\$ 1,400,000	\$ -	\$ 1,400,000
Transfer from ARPA Fund	\$ 550,000	\$ 250,000	\$ 800,000
<b>Total Operating Revenues:</b>	<b>\$ 9,007,229</b>	<b>\$ 250,000</b>	<b>\$ 9,257,229</b>
Other Financing Sources	\$ -		\$ -
<b>Total Revenues:</b>	<b>\$ 9,007,229</b>	<b>\$ 250,000</b>	<b>\$ 9,257,229</b>
<b>Total Revenues &amp; Other Sources:</b>	<b>\$ 9,831,746</b>	<b>\$ 250,000</b>	<b>\$ 10,081,746</b>
Expenses			
Construction	\$ 8,281,539	\$ -	\$ 8,281,539
City Hall, Police, and Fire Station 19 Generator	\$ 550,000	\$ -	\$ 550,000
Volunteers of America Navigation Center - Capital C	\$ -	\$ 250,000	\$ 250,000
<b>Total Expenses:</b>	<b>\$ 8,831,539</b>	<b>\$ 250,000</b>	<b>\$ 9,081,539</b>
<b>Total Ending Fund Balance:</b>	<b>\$ 1,000,207</b>	<b>\$ -</b>	<b>\$ 1,000,207</b>
<b>Total Expenditures &amp; Other Uses:</b>	<b>\$ 9,831,746</b>	<b>\$ 250,000</b>	<b>\$ 10,081,746</b>

## Exhibit C-2

	Revised 2024 Budget	Proposed Amendment	Total Revised 2024 Budget
<b>ARPA Fund 140</b>			
Beginning Fund Balance	\$ 2,532,425	\$ 32,354	\$ 2,564,779
Revenues	\$ -	\$ -	\$ -
<b>Total Operating Revenues:</b>	<b>\$ -</b>	<b>\$ -</b>	<b>\$ -</b>
Other Financing Sources	\$ -	\$ -	\$ -
<b>Total Revenues:</b>	<b>\$ -</b>	<b>\$ -</b>	<b>\$ -</b>
<b>Total Revenues &amp; Other Sources:</b>	<b>\$ 2,532,425</b>	<b>\$ 32,354</b>	<b>\$ 2,564,779</b>
Expenses			
Other Financing Uses	\$ -	\$ -	\$ -
Transfer to Street Construction Fund	\$ 500,000	\$ -	\$ 500,000
<b>Total Expenses:</b>	<b>\$ 500,000</b>	<b>\$ -</b>	<b>\$ 500,000</b>
<b>Total Ending Fund Balance:</b>	<b>\$ 2,032,425</b>	<b>\$ 32,354</b>	<b>\$ 2,064,779</b>
<b>Total Expenditures &amp; Other Uses:</b>	<b>\$ 2,532,425</b>	<b>\$ 32,354</b>	<b>\$ 2,564,779</b>